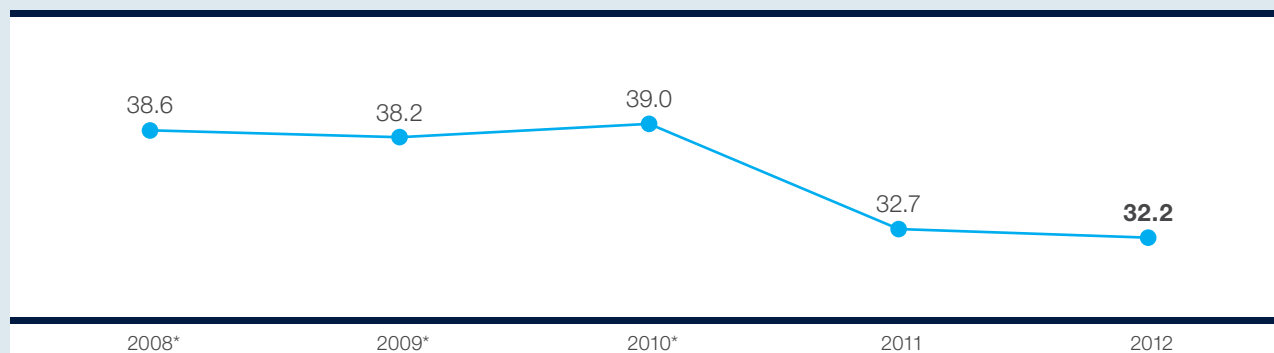
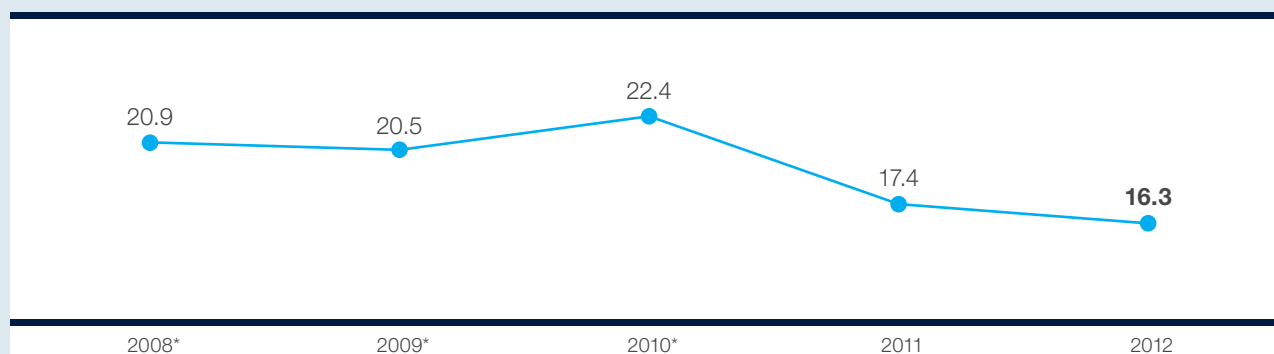


investor reference

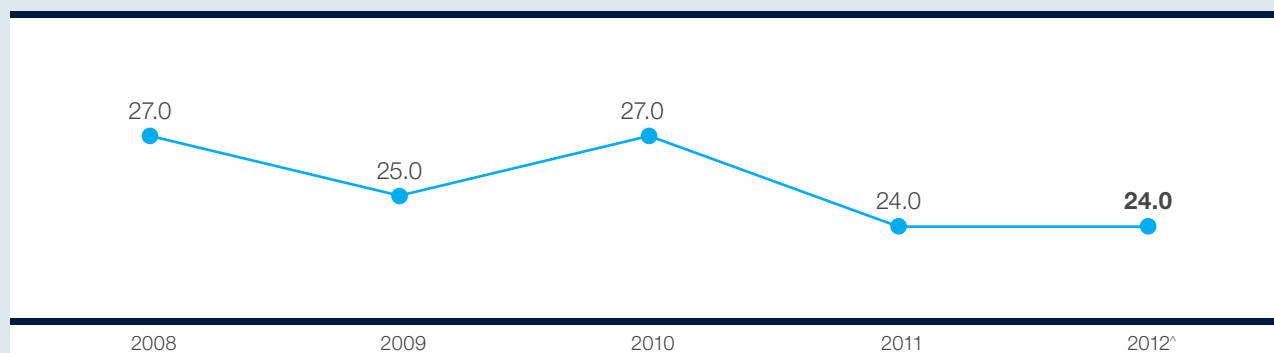
Operating Margin^{†*} (%)



Return on Shareholders' Funds* (%)



Dividend per Share (cents)

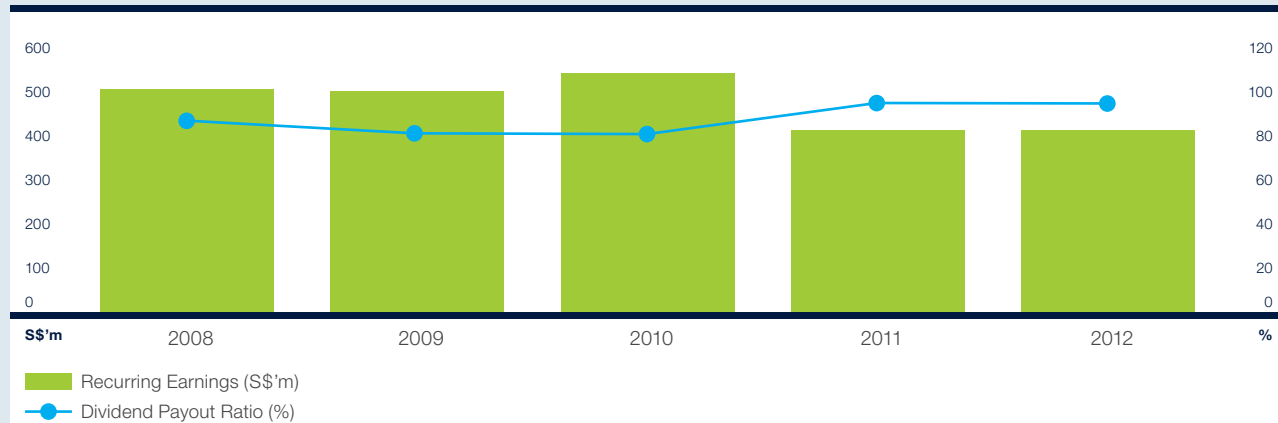


[†] Computed based on recurring earnings.

* FY 2008 to FY 2010 included profits from the Group's Sky@eleven development.

[^] Included tax-exempt (one-tier) proposed dividend of 17 cents per share, comprising a final dividend of 9 cents per share and a special dividend of 8 cents per share. The proposed dividend is subject to approval by shareholders at the Annual General Meeting on November 30, 2012.

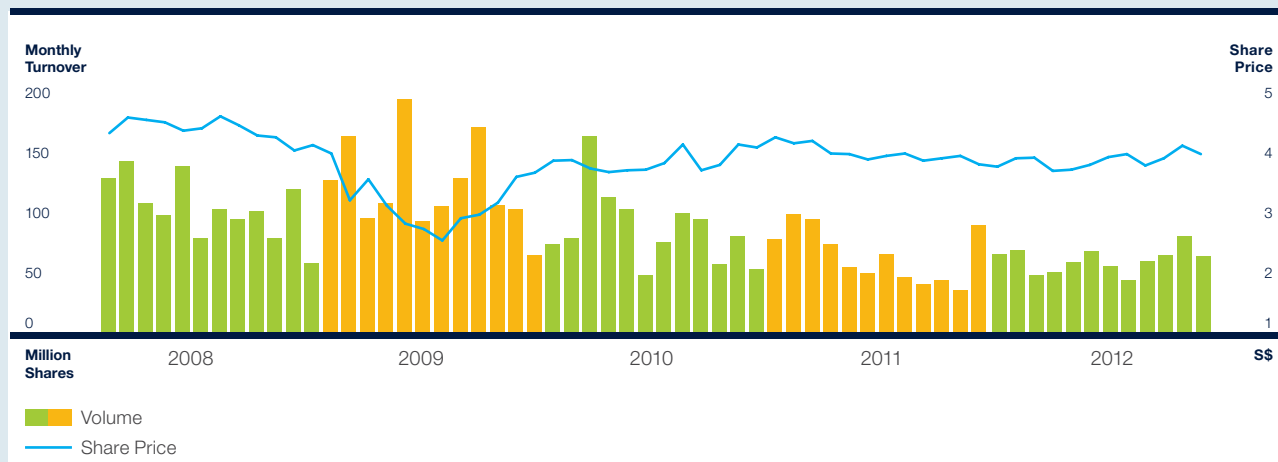
Recurring Earnings® and Dividend Payout Ratio†



® This represents the recurring earnings of the media and property businesses. FY 2008 to FY 2010 included profits from the Group's Sky@eleven development.

† Computed based on recurring earnings.

Share Price and Volume



	2012 S\$	2011 S\$	2010 S\$	2009 S\$	2008 S\$
Highest closing price	4.12	4.26	4.17	4.18	4.74
Lowest closing price	3.61	3.62	3.56	2.32	3.98
August 31 closing price	3.97	3.80	4.08	3.66	4.12
Price/Earnings Ratio based on August 31 closing price	17.26	15.83	13.16	14.08	15.26

Source: Bloomberg