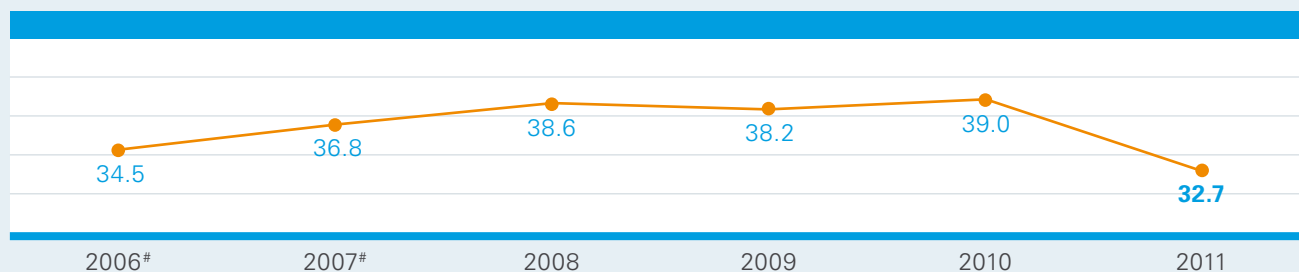


Investor REFERENCE

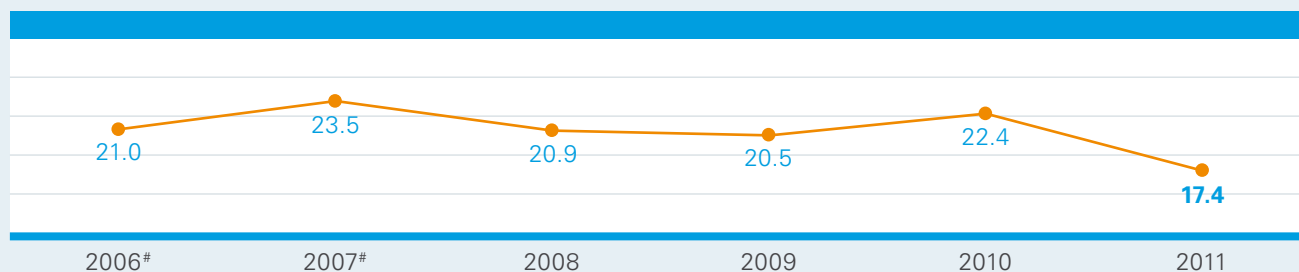
Operating Margin[†]

(%)



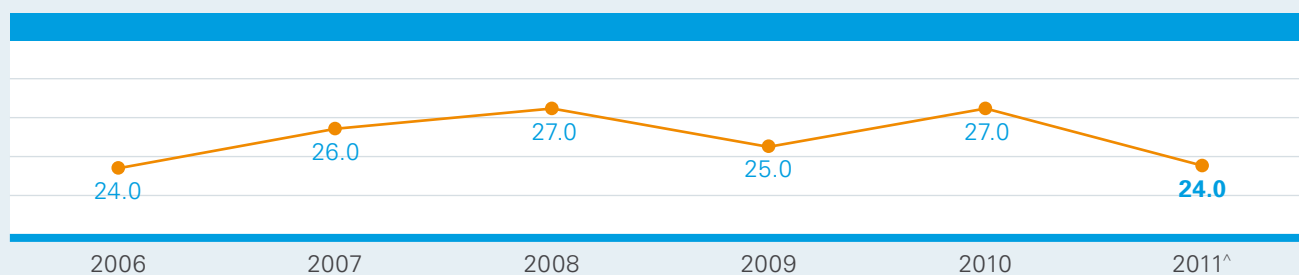
Return on Shareholders' Funds^{*}

(%)



Net Dividend per Share

(cents)



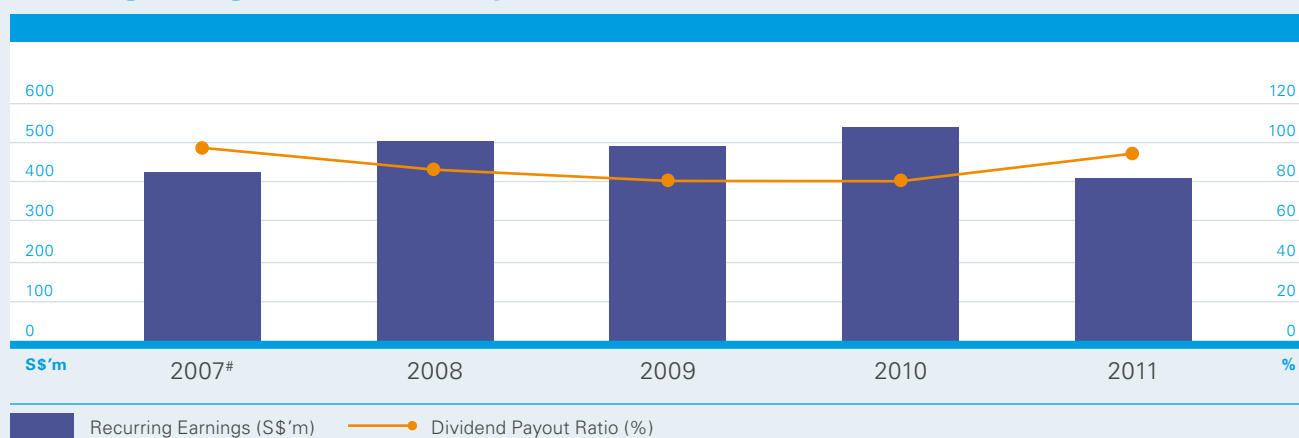
[†] Computed based on recurring earnings.

^{*} FY 2007 to FY 2010 included profits from the Group's Sky@eleven development.

[#] Restated to take into account the retrospective adjustments relating to FRS 40 - Investment Property.

[^] Included tax-exempt (one-tier) proposed dividend of 17 cents per share, comprising a final dividend of 9 cents per share and a special dividend of 8 cents per share. The proposed dividend is subject to approval by shareholders at the Annual General Meeting on December 1, 2011.

Recurring Earnings[@] and Dividend Payout Ratio[†]

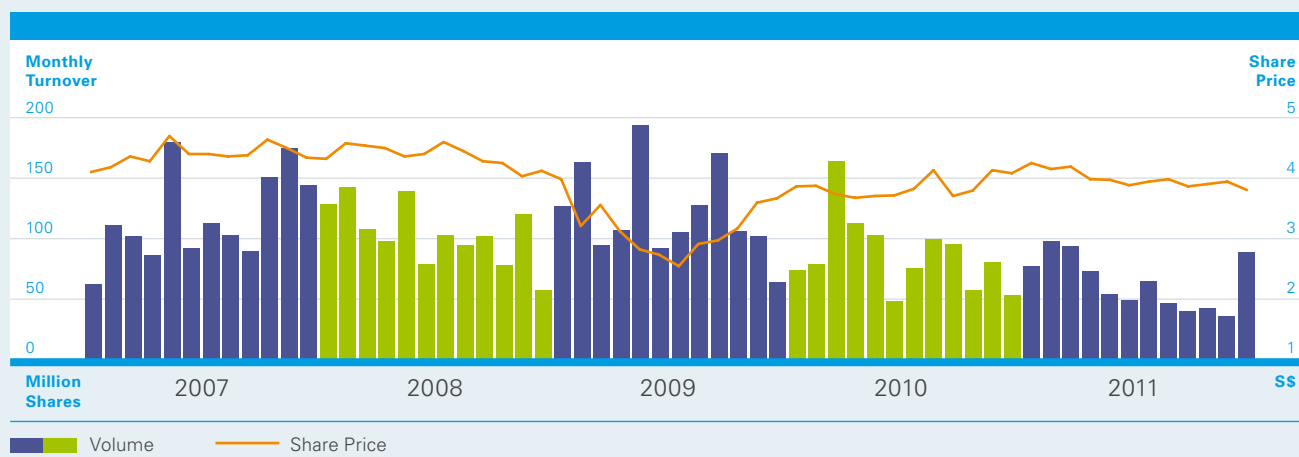


[@] This represents the recurring earnings of the media and property businesses. FY 2007 to FY 2010 included profits from the Group's Sky@eleven development.

[†] Computed based on recurring earnings.

[#] Restated to take into account the retrospective adjustments relating to FRS 40 - Investment Property.

Share Price and Volume



	2011 S\$	2010 S\$	2009 S\$	2008 S\$	2007 [#] S\$
Highest closing price	4.26	4.17	4.18	4.74	4.72
Lowest closing price	3.62	3.56	2.32	3.98	4.00
August 31 closing price	3.80	4.08	3.66	4.12	4.34
Price/Earnings Ratio based on August 31 closing price	15.83	13.16	14.08	15.26	14.00

[#] Restated to take into account the retrospective adjustments relating to FRS 40 - Investment Property.

Source : Bloomberg