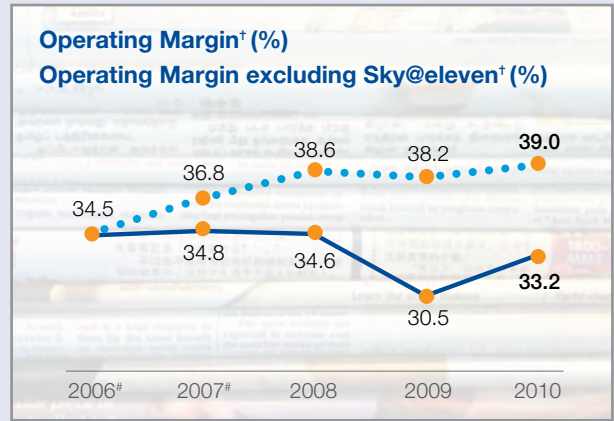
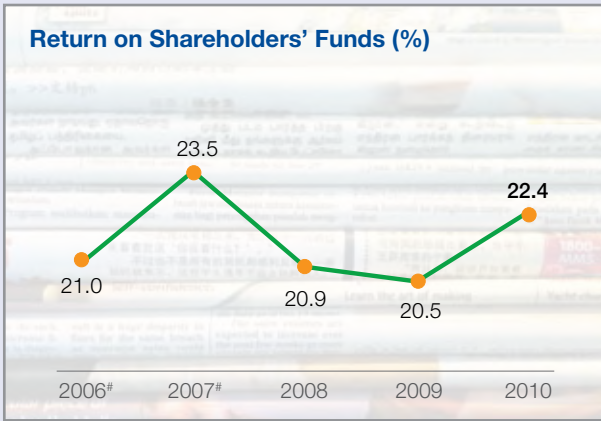
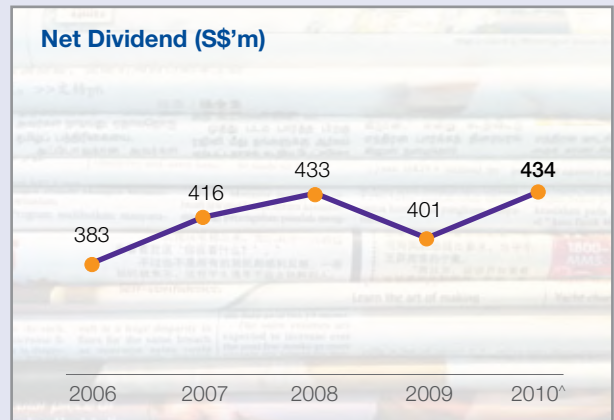
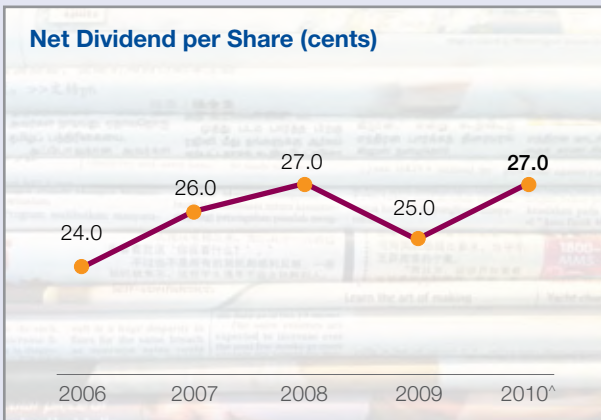


INVESTOR REFERENCE



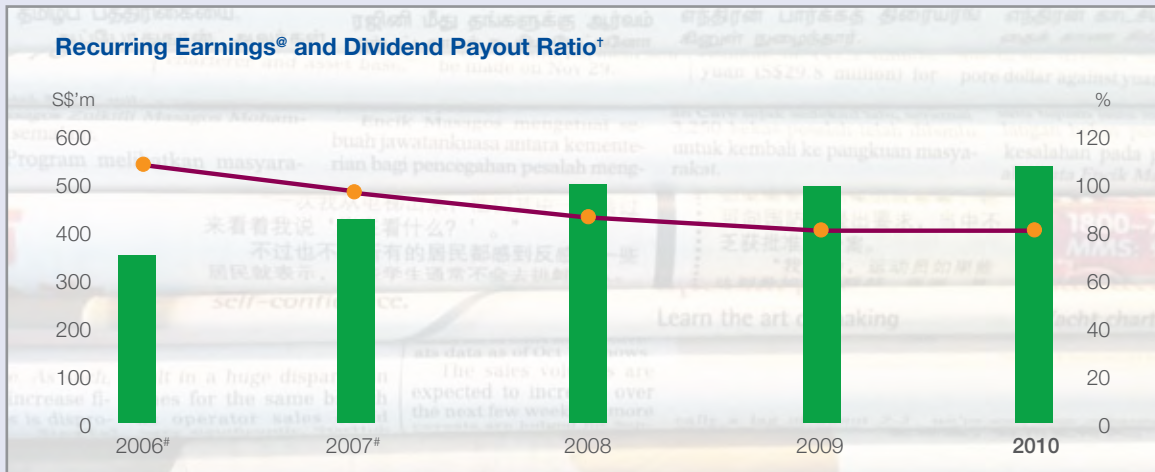
..... Operating Margin[†] (%)
 ——— Operating Margin excluding Sky@eleven[†] (%)



[#] Restated to take into account the retrospective adjustments relating to FRS 40 - Investment Property.

[†] Computed based on recurring earnings.

[^] Included one-tier tax exempt final dividend of 20 cents per share, comprising a normal dividend of 9 cents per share and a special dividend of 11 cents per share. The proposed dividends are subject to approval by shareholders at the Annual General Meeting on December 1, 2010.

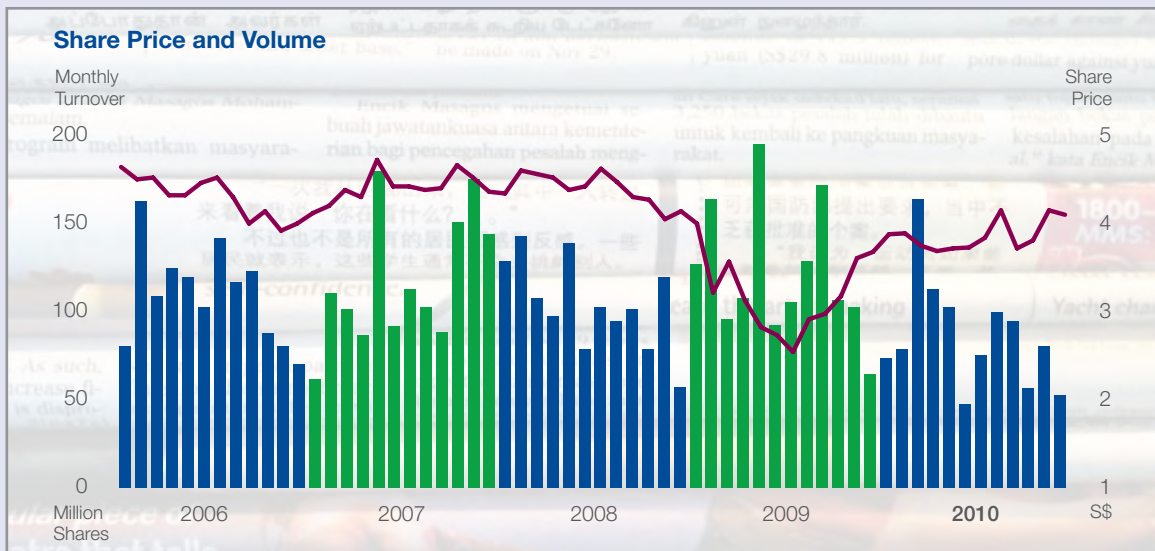


— Dividend Payout Ratio (%) ■ Recurring Earnings (S\$m)

® This represents the recurring earnings of the media and property businesses, including profits from the Group's Sky@eleven development which was completed in May 2010.

† Computed based on recurring earnings.

Restated to take into account the retrospective adjustments relating to FRS 40 - Investment Property.



— Share Price ■ Volume

	2010	2009	2008	2007#	2006#
	S\$	S\$	S\$	S\$	S\$
Highest closing price	4.17	4.18	4.74	4.72	4.90
Lowest closing Price	3.56	2.32	3.98	4.00	3.88
August 31 closing price	4.08	3.66	4.12	4.34	3.98
Price/Earnings Ratio based on August 31 closing price	13.16	14.08	15.26	14.00	15.31

Restated to take into account the retrospective adjustments relating to FRS 40 - Investment Property.

Source : Bloomberg