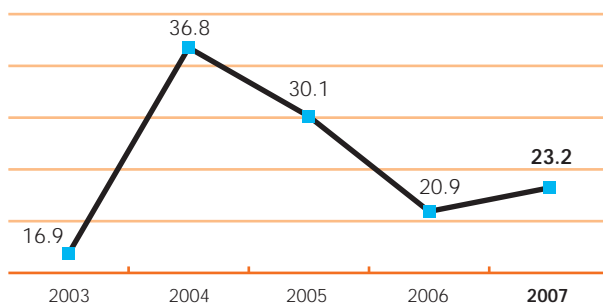
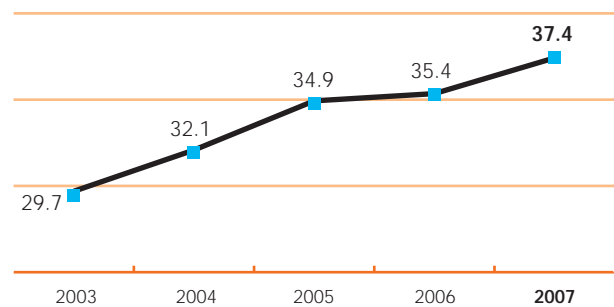


Investor Reference

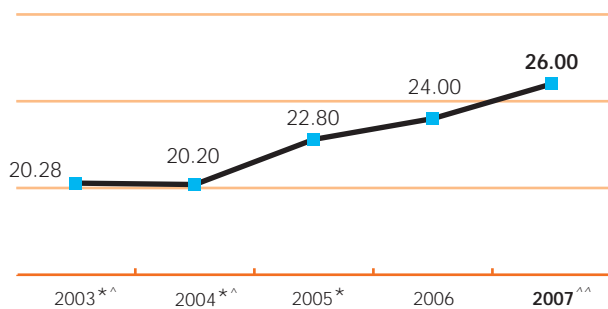
Return on Shareholders' Funds (%)



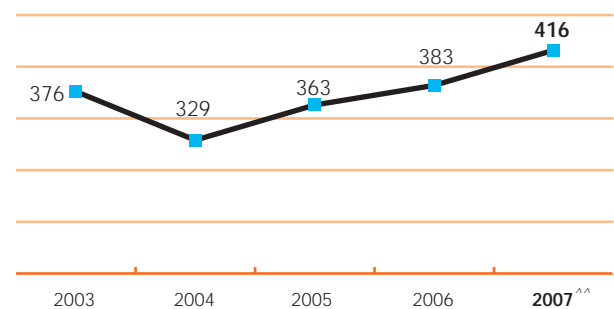
Operating Margin# (%)



Net Dividend per Share (cents)



Net Dividend (\$\$'m)



Computed based on operating revenue and profit before investment income and exceptional items.

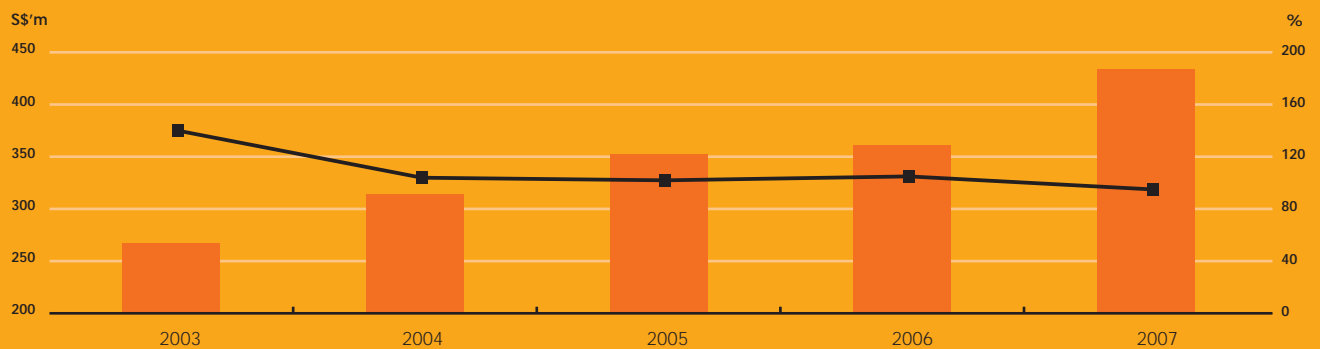
* Reflected on a net basis for comparison purposes.

^ Adjusted for share split in FY 2004 for comparison purposes.

^^ Included one-tier tax exempt final dividend of 19 cents per share, comprising a normal dividend of 9 cents per share and a special dividend of 10 cents per share. The proposed dividends are subject to approval by shareholders at the Annual General Meeting on December 5, 2007.

Investor Reference

Recurring Earnings[@] and Dividend Payout Rate^{##}

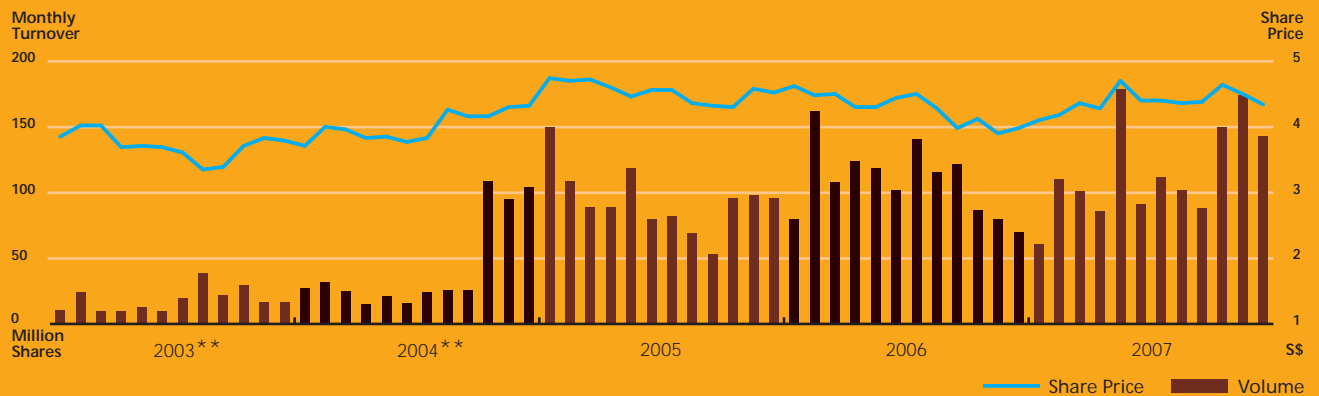


[@] Recurring earnings represent earnings of the media and property business on a recurring basis.

^{##} Computed based on recurring earnings.

■ Dividend Payout Ratio ■ Recurring Earnings

Share Price and Volume



	2007 S\$	2006 S\$	2005 S\$	2004** S\$	2003** S\$
Highest Closing Price	4.72	4.90	4.86	4.54	4.12
Lowest Closing Price	4.00	3.88	4.22	3.59	3.25
August 31 Closing Price	4.34	3.98	4.52	4.32	3.79
Price/Earnings Ratio based on August 31 Closing Price	13.56	14.74	14.58	14.12	18.58

** Share prices have been adjusted for the effects of the share split and capital reduction exercises which took place on June 24, 2004.

Source: Bloomberg.